

Environmental Protection Agency

Role and Overview

The Ohio Environmental Protection Agency (EPA) protects human health and the environment by restoring contaminated land and water resources and implementing standards for air quality, drinking water and stream water quality, wastewater treatment, and solid, infectious, and hazardous waste treatment and disposal. EPA issues permits governing installation and operation of pollution sources; provides oversight through inspections and air, water, and ground sampling; monitors and reports on environmental quality; provides compliance assistance and environmental education to industry and the general public; helps businesses prevent pollution; takes enforcement actions against violators; and responds to spills and other emergencies. The agency provides \$40 million per year in funding to local governments and organizations through grants for air pollution control, environmental education, diesel school bus retrofits, watershed restoration, and acquires land and conservation easements to protect and improve water quality. EPA also supports economic development by awarding \$575 million per year in federal- and state-funded low-interest loans to local communities for wastewater and drinking water infrastructure projects. Ohio EPA is not requesting any new fees or fee increases. The director is appointed by the Governor and oversees 1,200 employees in Columbus, Reynoldsburg, Groveport, Twinsburg, Bowling Green, Logan, and Dayton.

More information regarding the Environmental Protection Agency is available at <http://www.epa.state.oh.us/>.

Agency Priorities

- Develop air pollution reduction programs to meet tighter federal air quality standards for ozone, fine particulates, lead, nitrogen dioxide, and sulfur dioxide. As of fiscal year 2012 most counties had achieved the standards issued in the 1990s (or earlier) for these pollutants.
- Facilitate, respond to, oversee and fund contaminated site cleanups, including sites posing a health threat, and restore the land to economically viable use.
- Promote waste management alternatives, including recycling, waste-to-fuel, landfill gas recovery, and beneficial use of waste. Of the twelve million scrap tires generated annually, 80% are now beneficially used.
- Work to improve compliance with drinking water regulations by Ohio's smallest public water systems to better protect public health. Compliance at small systems serving transient populations, such as restaurants, has improved from 65% to 83% since 2007.
- Review and appropriately implement federal Clean Water Act requirements minimizing economic impacts. Compliance with goals protecting aquatic life in Ohio's large rivers improved from 63% in 2002 to 89% in 2012. Challenges include nutrient pollution, toxic algae, storm water runoff, and other pollution.
- Provide confidential technical and permitting assistance to Ohio businesses. Administer \$16 million in state and federal grants to reduce diesel exhaust, waste and littering, improve recycling, and encourage environmental education.
- Award \$575 million each year in water pollution control and water supply loan financing for infrastructure projects benefitting public health and water quality. EPA's two state revolving funds currently provide financing for 220 projects, many in economically-challenged communities.
- Work to maintain a strong enforcement program including Expedited Settlement Agreements which encourages prompt, documented abatement of the violations. The agency takes approximately 2,500 enforcement actions each year.

Funding Recommendation for 2014 and 2015

- GRF: Funding for fiscal year 2014 is \$10.9 million (or a 0.0% increase from fiscal year 2013). Funding for fiscal year 2015 is \$10.9 million (or a 0.0% increase from fiscal year 2014).
- All Funds: Funding for fiscal year 2014 is \$202.7 million (or a 9.0% decrease from fiscal year 2013). Funding for fiscal year 2015 is \$205.8 million (or a 1.5% increase from fiscal year 2014).

The Executive Recommendation will fund the following objectives:

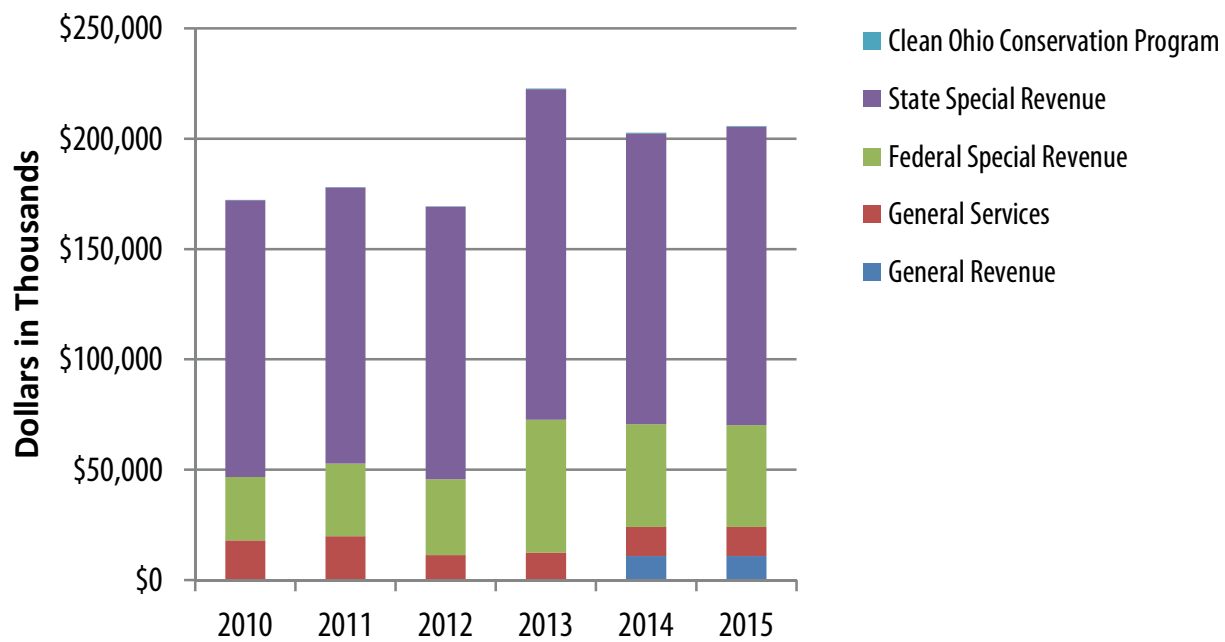
- Regulate more than 71,000 sources of air pollution and issue close to 2,000 final permits each year supporting new and expanding businesses to provide jobs.
- Respond to more than 1,000 emergency spills and review 320 Voluntary Action projects, 500 remedial projects, and 250 hazardous waste cleanup projects within the Resource Conservation and Recovery Act (RCRA) program. In fiscal year 2012 cleanups were completed at 30 orphan drum sites, 1,000 emergency spills, and 43 voluntary cleanup projects.

Environmental Protection Agency

- Oversee 121 solid waste, 48 hazardous waste, 101 infectious waste, 35 scrap tire, 52 construction and demolition debris facilities, and 19,000 hazardous waste generators.
- Assess and protect ground water quality and ensure Ohio's 4,850 public water systems are properly constructed, maintained, and operated to provide safe drinking water. Prevent waste-handling facilities from impacting ground water.
- Restore and maintain the integrity of Ohio's lakes and streams for drinking water, recreational, and industrial use. Regulate 10,000 water pollution sources and issue over 1,000 construction activity permits each year. Award \$8 million in grants which support surface water restoration and protection.
- Provide \$10 million annually for pollution control equipment or replacement of aging diesel school buses, trucks, and locomotives to eliminate 400 tons of air pollutants. Award \$5 million to help local companies and communities recycle 400,000 tons of material and 2 million tires. Provide \$850,000 for environmental education programs.
- Assist businesses and other organizations each year with environmental regulations, permit applications, and waste reduction and recycling. Provide a toll-free hotline and 200 annual on-site compliance and pollution prevention assessments. Provide training and straight-forward publications.
- Provide \$575 million in low-interest loans to over 250 local communities each year for wastewater and drinking water treatment plants and infrastructure. Reduce discharges of polluted water, improve drinking water quality, and save communities \$350 million in financial interest compared with conventional financing.
- Conduct approximately 150 investigations into potential criminal activities each year including: illegal burying, burning or abandonment of hazardous wastes; bypassing of wastewater treatment systems; and falsification of documents. Maintain training and capability to respond to terrorist incidents throughout Ohio.
- Provide 280,000 laboratory tests on 11,000 air, water, sediment, and tissue samples for EPA's regulatory and cleanup programs. Respond to 3,000 requests for training and assistance. Coordinate USEPA's proficiency testing program for 350 wastewater laboratories. Upgrade the Environmental Laboratory Information Management System (eLIMS) and develop new analytical methods for air and algal toxins.

Environmental Protection Agency

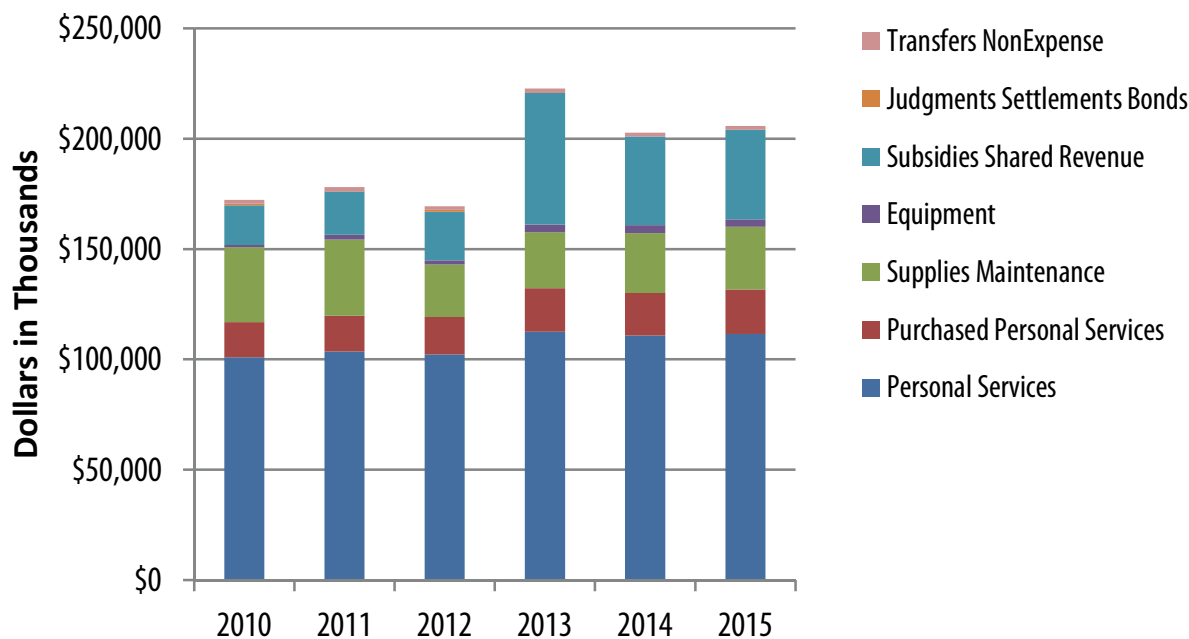
Budget Fund Group Information



(in Thousands)	Actual			Est.	% Change	Recommended			
Budget Fund Group	FY 2010	FY 2011	FY 2012	FY 2013	FY 12-13	FY 2014	% Change	FY 2015	%Change
General Revenue	0	0	0	0	0.0%	10,923	0.0%	10,923	0.0%
General Services	18,069	19,944	11,357	12,472	9.8%	13,158	5.5%	13,234	0.6%
Federal Special Revenue	28,695	32,845	34,360	60,240	75.3%	46,532	-22.8%	46,017	-1.1%
State Special Revenue	125,342	125,104	123,438	149,646	21.2%	131,756	-12.0%	135,299	2.7%
Clean Ohio Conservation Program	210	194	145	284	96.4%	284	0.0%	284	0.0%
Total	172,316	178,088	169,299	222,643	31.5%	202,653	-9.0%	205,757	1.5%

Environmental Protection Agency

Expense Account Category Information



(in Thousands)	Actual			Est.	% Change	Recommended			
Expense Account Category	FY 2010	FY 2011	FY 2012	FY 2013	FY 12-13	FY 2014	% Change	FY 2015	%Change
Personal Services	100,962	103,587	102,243	112,575	10.1%	110,752	-1.6%	111,563	0.7%
Purchased Personal Services	15,854	16,120	16,905	19,737	16.7%	19,294	-2.2%	20,087	4.1%
Supplies & Maintenance	33,935	34,613	23,818	25,236	6.0%	27,164	7.6%	28,428	4.7%
Equipment	1,108	2,127	1,907	3,480	82.5%	3,571	2.6%	3,286	-8.0%
Subsidies & Shared Revenue	17,992	19,536	22,079	59,661	170.2%	40,158	-32.7%	40,671	1.3%
Judgments, Settlements, & Bonds	660	1	812	0	-100.0%	0	0.0%	0	0.0%
Transfers & Non-Expense	1,806	2,104	1,535	1,954	27.3%	1,715	-12.3%	1,722	0.4%
Total	172,316	178,088	169,299	222,643	31.5%	202,653	-9.0%	205,757	1.5%

Program Series 1: Air Pollution Control (7000A)

These programs work toward attaining the air quality standards and preparing for chemical emergencies resulting in healthier places to live and supporting Ohio's businesses. Air Emission Authorization and Evaluation (7001B) monitors air quality, issues permits, monitors compliance, and develops new programs to meet national air quality standards. Mobile Sources Control (7004B) oversees vehicle emission inspections. Right to Know (7002B) manages chemical inventories and supports local emergency planning efforts.

			Estimated	Recommended			
Fund	ALI	ALI Name	FY 2013	FY 2014	% Change	FY 2015	% Change
GRF	715502	Auto Emissions e-Check Program	0	10,923,093	0.0%	10,923,093	0.0%
3570	715619	Air Pollution Control-Federal	6,310,203	6,310,203	0.0%	6,310,203	0.0%
4K20	715648	Clean Air-Non Title V	2,906,267	3,165,400	8.9%	3,237,450	2.3%
4T30	715659	Clean Air Title V Permit Program	15,715,676	14,206,625	-9.6%	14,757,363	3.9%
5420	715671	Risk Management Reporting	132,636	208,936	57.5%	214,826	2.8%
5920	715627	Anti-Tampering Settlement	2,285	0	-100.0%	0	0.0%
5BC0	715622	Local Air Pollution Control	2,297,980	2,297,980	0.0%	2,297,980	0.0%
5BC0	715672	Air Pollution Control	4,534,758	5,684,758	25.4%	5,684,758	0.0%

State of Ohio

Environmental Protection Agency

Fund	ALI	ALI Name	Estimated	Recommended			
			FY 2013	FY 2014	% Change	FY 2015	% Change
5BY0	715681	Auto Emissions Test	11,242,762	0	-100.0%	0	0.0%
6780	715635	Air Toxic Release	138,669	133,636	-3.6%	133,636	0.0%
6790	715636	Emergency Planning	2,623,252	2,623,252	0.0%	2,623,252	0.0%
6960	715643	Air Pollution Control Administration	1,100,000	1,100,000	0.0%	1,125,000	2.3%
Total for Air Pollution Control			47,004,488	46,653,883	-0.7%	47,307,561	1.4%

Program Series 2: Environmental Revitalization and Response (7020A)

Emergency Response (7020B) responds 24/7 to hazardous material spills. The Voluntary Action program (7021B) provides standards and certifies professionals for voluntary cleanups. Clean Ohio (7022B) provides technical assistance, application and cleanup reviews for the Clean Ohio Fund. Remedial Response (7023B) assesses and requires cleanup of pre-regulation contaminated sites. The Federal Facilities Oversight program (7024B) monitors cleanup of contaminated federal sites. Brownfields and Site Assessment (7025B) facilitates cleanup and redevelopment of contaminated industrial sites. The Resource Conservation and Recovery Act (RCRA) program (7026B) oversees cleanups at sites that managed hazardous waste.

Fund	ALI	ALI Name	Estimated	Recommended			
			FY 2013	FY 2014	% Change	FY 2015	% Change
3540	715614	Hazardous Waste Management-Federal	1,257,900	1,079,565	-14.2%	1,079,565	0.0%
3CS0	715688	Federal NRD Settlements	4,242,363	200,000	-95.3%	200,000	0.0%
3F30	715632	Federal Supported Cleanup and Response	3,290,405	3,012,021	-8.5%	3,012,991	0.0%
4R90	715658	Voluntary Action Program	997,425	916,690	-8.1%	945,195	3.1%
5000	715608	Immediate Removal Special Account	634,033	660,033	4.1%	660,293	0.0%
5030	715621	Hazardous Waste Facility Management	2,517,100	0	-100.0%	0	0.0%
5050	715623	Hazardous Waste Cleanup	10,826,572	13,128,609	21.3%	13,497,345	2.8%
5050	715674	Clean Ohio Environmental Review	108,104	108,104	0.0%	108,104	0.0%
5410	715670	Site Specific Cleanup	48,101	48,101	0.0%	48,101	0.0%
5BC0	715617	Clean Ohio	611,455	611,455	0.0%	611,455	0.0%
5BC0	715678	Corrective Action	105,423	705,423	569.1%	705,423	0.0%
6440	715631	Emergency Response Radiological Safety	279,966	284,266	1.5%	290,674	2.3%
5510	715607	Clean Ohio Operating	284,124	284,124	0.0%	284,124	0.0%
Total for Environmental Revitalization and Response			25,202,971	21,038,391	-16.5%	21,443,270	1.9%

Program Series 3: Materials and Waste Management (7060A)

The Solid Waste program (7060B) regulates landfills and remediates abandoned sites. Infectious Waste Management (7061B) regulates generators and treatment facilities. The Construction and Demolition Debris program (7062B) regulates landfills and remediates abandoned sites. Scrap Tire Management (7063B) oversees disposal and contracts for tire dump cleanups. Hazardous Waste Management (7064B) regulates waste generators and disposal facilities. Cessation of Regulated Operations (7065B) requires removal of hazardous materials at closed facilities. The Materials Conservation and Reuse program (7066B) regulates solid waste planning districts and promotes recycling, market development, waste diversion, and resource conservation.

Fund	ALI	ALI Name	Estimated	Recommended			
			FY 2013	FY 2014	% Change	FY 2015	% Change
4D50	715618	Recycled State Materials	50,000	50,000	0.0%	50,000	0.0%
3540	715614	Hazardous Waste Management-Federal	2,935,100	3,008,818	2.5%	3,008,818	0.0%
4K30	715649	Solid Waste	15,982,618	15,314,976	-4.2%	15,950,602	4.2%
4P50	715654	Cozart Landfill	100,000	100,000	0.0%	100,000	0.0%
4R50	715656	Scrap Tire Management	1,376,742	1,059,378	-23.1%	1,070,532	1.1%
4U70	715660	Construction and Demolition Debris	433,591	335,000	-22.7%	335,000	0.0%
5030	715621	Hazardous Waste Facility Management	6,531,112	6,921,802	6.0%	7,512,038	8.5%
5320	715646	Recycling and Litter Control	8,374,559	4,514,500	-46.1%	4,535,500	0.5%
5410	715670	Site Specific Cleanup	2,000,000	1,500,000	-25.0%	1,500,000	0.0%
5860	715637	Scrap Tire Market Development	2,426,123	1,497,645	-38.3%	1,497,645	0.0%
5BC0	715675	Hazardous Waste	95,266	0	-100.0%	0	0.0%
5BT0	715679	C&DD Groundwater Monitoring	203,800	203,800	0.0%	203,800	0.0%

State of Ohio

Environmental Protection Agency

Fund	ALI	ALI Name	Estimated	Recommended			
			FY 2013	FY 2014	% Change	FY 2015	% Change
6600	715629	Infectious Wastes Management	88,764	88,764	0.0%	88,764	0.0%
Total for Materials and Waste Management			40,597,675	34,594,683	-14.8%	35,852,699	3.6%

Program Series 4: Drinking And Ground Waters (7080A)

Public Water Supply Supervision (7080B) ensures public water systems are properly designed, constructed, operated, and maintained. Operator Certification (7082B) ensures only qualified personnel are operating water and wastewater facilities. Ground Water Characterization and Protection (7084B) assesses and prevents contamination of ground water. Underground Injection Control (7085B) regulates wells used to inject fluids underground. Drinking Water Source Protection (7086B) assesses and prevents contamination of public drinking water. The Drinking Water Assistance Fund (Water Supply Loan Account) (7087B) provides low-interest loans for drinking water infrastructure.

Fund	ALI	ALI Name	Estimated	Recommended			
			FY 2013	FY 2014	% Change	FY 2015	% Change
3530	715612	Public Water Supply	2,941,282	2,562,578	-12.9%	2,474,605	-3.4%
3620	715605	Underground Injection Control-Federal	111,874	111,874	0.0%	111,874	0.0%
3800	715684	Water Quality Protection	650,000	695,000	6.9%	695,000	0.0%
3T30	715669	Drinking Water State Revolving Fund	2,273,323	2,609,198	14.8%	2,824,076	8.2%
4J00	715638	Underground Injection Control	445,571	389,126	-12.7%	402,697	3.5%
4K50	715651	Drinking Water Protection	7,340,428	6,316,772	-13.9%	6,476,011	2.5%
5B00	715673	Drinking and Ground Water	4,323,521	4,863,521	12.5%	4,863,521	0.0%
5H40	715664	Groundwater Support	78,212	128,212	63.9%	223,212	74.1%
Total for Drinking And Ground Waters			18,164,211	17,676,281	-2.7%	18,070,996	2.2%

Program Series 5: Surface Water Protection (7100A)

These programs protect and restore surface water. The Water Quality program (7100B) monitors 4,600 miles of streams and 10,000 acres of lakes each year, plans restorations, writes water quality standards, provides \$4 million each year to local organizations for restoration work, and protects and restores near-shore areas of Lake Erie. The National Pollution Discharge Elimination System (NPDES) establishes discharge limits for wastewater facilities, regulates storm water discharged into streams, and issues permits for wastewater construction and modifications through the Surface Water Permitting program (7120B). The 401 Certification and Wetlands Permitting program (7130B) certifies 100 construction sites annually to ensure stream and wetland alterations are accomplished with minimal degradation to water quality.

Fund	ALI	ALI Name	Estimated	Recommended			
			FY 2013	FY 2014	% Change	FY 2015	% Change
3800	715684	Water Quality Protection	8,235,000	15,510,000	88.3%	14,585,000	-6.0%
3F50	715641	Nonpoint Source Pollution Management	6,260,000	0	-100.0%	0	0.0%
4K40	715650	Surface Water Protection	6,637,246	6,993,800	5.4%	7,688,800	9.9%
5B00	715624	Surface Water	9,114,974	9,614,974	5.5%	9,614,974	0.0%
5B00	715687	Areawide Planning Agencies	450,000	450,000	0.0%	450,000	0.0%
5N20	715613	Dredge and Fill	29,250	0	-100.0%	0	0.0%
5Y30	715685	Surface Water Improvement	2,800,000	1,800,000	-35.7%	1,800,000	0.0%
6990	715644	Water Pollution Control Administration	220,000	345,000	56.8%	345,000	0.0%
Total for Surface Water Protection			33,746,470	34,713,774	2.9%	34,483,774	-0.7%

Program Series 6: Environmental Education (7150A)

This program series manages grant programs and provides oversight of state and federally-funded projects. The Ohio Clean Diesel School Bus Fund and Diesel Emission Reduction Grants (7151B) provide \$10.6 million for equipment for diesel fleets to reduce pollutants in diesel exhaust. Recycling grants provide \$5 million to help reduce waste, increase markets for recyclables, and dumpsite cleanup. The Ohio Environmental Education program (7150B) educates regulated entities, students, teachers, and the public about regulatory requirements and technical aspects of environmental issues.

State of Ohio

Environmental Protection Agency

Fund	ALI	ALI Name	Estimated	Recommended			
			FY 2013	FY 2014	% Change	FY 2015	% Change
3FH0	715693	Diesel Emission Reduction Grants	20,000,000	10,000,000	-50.0%	10,000,000	0.0%
3V70	715606	Agency-Wide Grants	650,000	350,000	-46.2%	350,000	0.0%
5BC0	715694	Environmental Resource Coordination	0	170,000	0.0%	170,000	0.0%
5CD0	715682	Clean Diesel School Buses	600,000	475,000	-20.8%	475,000	0.0%
6A10	715645	Environmental Education	1,488,718	1,350,000	-9.3%	1,350,000	0.0%
Total for Environmental Education			22,738,718	12,345,000	-45.7%	12,345,000	0.0%

Program Series 7: Compliance Assistance and Pollution Prevention (7155A)

Compliance Assistance and Pollution Prevention (7155B) provides free, confidential assistance to over 3,000 businesses and other external customers annually to help them comply with environmental regulations and reduce pollution through source reduction and recycling. The program also helps businesses reduce costs and their impact on Ohio's environment by reducing the amount of waste generated.

Fund	ALI	ALI Name	Estimated	Recommended			
			FY 2013	FY 2014	% Change	FY 2015	% Change
4A10	715640	Operating Expenses	0	30,000	0.0%	30,000	0.0%
4K30	715649	Solid Waste	332,036	370,366	11.5%	380,271	2.7%
4T30	715659	Clean Air Title V Permit Program	371,146	322,260	-13.2%	323,003	0.2%
5030	715621	Hazardous Waste Facility Management	691,408	693,601	0.3%	712,003	2.7%
5BC0	715676	Assistance and Prevention	645,069	695,069	7.8%	695,069	0.0%
Total for Compliance Assistance and Pollution Prevention			2,039,659	2,111,296	3.5%	2,140,346	1.4%

Program Series 8: Environmental and Financial Assistance (7160A)

The Environmental and Financial Assistance program (7163B) delivers technical, administrative and financial assistance to Ohio communities, private entities, and the Ohio Power Siting Board. It also provides low-interest loans for wastewater and drinking water treatment system improvements and for nonpoint source pollution control projects, including home sewage treatment system upgrades, agricultural runoff controls, and stream and wetland protection.

Fund	ALI	ALI Name	Estimated	Recommended			
			FY 2013	FY 2014	% Change	FY 2015	% Change
3F20	715630	Revolving Loan Fund - Operating	832,543	832,543	0.0%	1,114,543	33.9%
6760	715642	Water Pollution Control Loan Administration	4,321,605	3,921,605	-9.3%	3,921,605	0.0%
Total for Environmental and Financial Assistance			5,154,148	4,754,148	-7.8%	5,036,148	5.9%

Program Series 9: Office of Special Investigations (7180A)

The Office of Special Investigations (7180B) conducts complex investigations into alleged environmental violations potentially involving criminal activities. Through the last five years it averaged 157 criminal investigations per year and obtained 125 convictions. Members of OSI serve on Ohio EPA's Counter-Terrorism Response Team and are trained to work as first responders in hazardous environments (chemical, biological, and radiological).

Fund	ALI	ALI Name	Estimated	Recommended			
			FY 2013	FY 2014	% Change	FY 2015	% Change
5050	715623	Hazardous Waste Cleanup	1,384,700	1,400,000	1.1%	1,436,000	2.6%
Total for Office of Special Investigations			1,384,700	1,400,000	1.1%	1,436,000	2.6%

Program Series 10: Environmental Lab Services (7200A)

Analytical Laboratory Services (7200B) provides analytical services to Ohio EPA divisions and governmental entities. The lab analyzes air filter samples as well as water, sediment, and fish tissue samples for toxic pollutants such as lead, mercury, cyanide, PCBs, herbicides, pesticides, and algal toxins. It maintains and develops new analytical methods requested by clients, provides training and technical assistance to EPA divisions and other commercial and public laboratories. The lab also coordinates a federal testing program for wastewater laboratories.

State of Ohio

Environmental Protection Agency

Fund	ALI	ALI Name	Estimated	Recommended			
			FY 2013	FY 2014	% Change	FY 2015	% Change
1990	715602	Laboratory Services	373,560	252,153	-32.5%	326,029	29.3%
4K40	715686	Environmental Lab Services	2,096,007	2,096,007	0.0%	2,096,007	0.0%
5BC0	715677	Laboratory	958,586	1,358,586	41.7%	1,558,586	14.7%
Total for Environmental Lab Services			3,428,153	3,706,746	8.1%	3,980,622	7.4%

Program Series 11: Program Management (7220A)

Program Management (7220B) includes district and central support offices providing services to external stakeholders and the EPA environmental programs. Establishes and coordinates strategic direction and provides district management, information technology, public outreach, fiscal, legal, building management, and employee services.

Fund	ALI	ALI Name	Estimated	Recommended			
			FY 2013	FY 2014	% Change	FY 2015	% Change
2190	715604	Central Support Indirect	9,955,680	10,255,680	3.0%	10,255,680	0.0%
4A10	715640	Operating Expenses	2,093,039	2,570,000	22.8%	2,572,000	0.1%
3V70	715606	Agency-Wide Grants	250,000	250,000	0.0%	250,000	0.0%
5BC0	715692	Administration	10,882,627	10,582,627	-2.8%	10,582,627	0.0%
Total for Program Management			23,181,346	23,658,307	2.1%	23,660,307	0.0%

Environmental Protection Agency

Appropriation Line Item Analysis for Fiscal Years 2014 and 2015

Line Item Notes

715502, Auto Emissions E-Check Program, and 715681, Auto Emissions Test: Formerly a GRF transfer to line 715681, Fund 5BY0, Auto Emissions Test. The E-Check Program is now funded directly from the GRF, and 715502 is a new ALI.

715693, Diesel Emissions Reduction Grant (DERG): The DERG Program provides equipment for diesel fleets (primarily school buses) to reduce pollutants. The program was added in HB153. No costs were incurred in fiscal year 2012, and \$10 million was re-appropriated in fiscal year 2013. Estimates return to \$10 million per year for the fiscal year 2014-2015 biennium.

State of Ohio

Environmental Protection Agency

Fund	ALI	ALI Name	Actual			Estimated	Recommended			
			FY 2010	FY 2011	FY 2012	FY 2013	FY 2014	% Change	FY 2015	% Change
GRF	715502	Auto Emissions e-Check Program	0	0	0	0	10,923,093	0.0%	10,923,093	0.0%
Total General Revenue			0	0	0	0	10,923,093	0.0%	10,923,093	0.0%
1990	715602	Laboratory Services	728,023	759,560	58,029	373,560	252,153	-32.5%	326,029	29.3%
2190	715604	Central Support Indirect	15,188,000	16,869,078	8,783,974	9,955,680	10,255,680	3.0%	10,255,680	0.0%
4A10	715640	Operating Expenses	2,153,344	2,315,060	2,514,644	2,093,039	2,600,000	24.2%	2,602,000	0.1%
4D50	715618	Recycled State Materials	0	0	0	50,000	50,000	0.0%	50,000	0.0%
Total General Services			18,069,367	19,943,698	11,356,647	12,472,279	13,157,833	5.5%	13,233,709	0.6%
3530	715612	Public Water Supply	2,593,933	2,997,717	2,937,655	2,941,282	2,562,578	-12.9%	2,474,605	-3.4%
3540	715614	Hazardous Waste Management-Federal	3,214,637	5,025,314	4,193,000	4,193,000	4,088,383	-2.5%	4,088,383	0.0%
3570	715619	Air Pollution Control-Federal	5,672,888	4,848,839	5,982,130	6,310,203	6,310,203	0.0%	6,310,203	0.0%
3620	715605	Underground Injection Control-Federal	104,736	87,888	107,647	111,874	111,874	0.0%	111,874	0.0%
3BU0	715684	Water Quality Protection	5,431,275	6,919,776	8,864,355	8,885,000	16,205,000	82.4%	15,280,000	-5.7%
3CS0	715688	Federal NRD Settlements	0	41,050	399,939	4,242,363	200,000	-95.3%	200,000	0.0%
3F20	715630	Revolving Loan Fund - Operating	755,527	600,194	621,359	832,543	832,543	0.0%	1,114,543	33.9%
3F30	715632	Federal Supported Cleanup and Response	1,527,666	1,757,772	2,859,067	3,290,405	3,012,021	-8.5%	3,012,991	0.0%
3F50	715641	Nonpoint Source Pollution Management	5,146,830	6,031,263	5,579,069	6,260,000	0	-100.0%	0	0.0%
3FH0	715693	Diesel Emission Reduction Grants	0	0	0	20,000,000	10,000,000	-50.0%	10,000,000	0.0%
3K40	715634	DOD Monitoring and Oversight	593,629	617,249	130	0	0	0.0%	0	0.0%
3N40	715657	DOE Monitoring and Oversight	812,070	639,548	6,707	0	0	0.0%	0	0.0%
3T30	715669	Drinking Water State Revolving Fund	1,965,236	1,741,683	1,810,414	2,273,323	2,609,198	14.8%	2,824,076	8.2%
3V70	715606	Agency-Wide Grants	876,770	1,536,921	998,585	900,000	600,000	-33.3%	600,000	0.0%
Total Federal Special Revenue			28,695,197	32,845,214	34,360,057	60,239,993	46,531,800	-22.8%	46,016,675	-1.1%
4J00	715638	Underground Injection Control	365,063	368,270	374,706	445,571	389,126	-12.7%	402,697	3.5%
4K20	715648	Clean Air-Non Title V	1,943,708	1,780,685	3,042,617	2,906,267	3,165,400	8.9%	3,237,450	2.3%
4K30	715649	Solid Waste	13,520,916	13,462,331	13,927,665	16,314,654	15,685,342	-3.9%	16,330,873	4.1%
4K40	715650	Surface Water Protection	5,974,131	5,680,297	5,730,487	6,637,246	6,993,800	5.4%	7,688,800	9.9%
4K40	715686	Environmental Lab Services	2,024,838	2,063,953	2,038,373	2,096,007	2,096,007	0.0%	2,096,007	0.0%
4K50	715651	Drinking Water Protection	5,553,099	5,801,464	5,454,042	7,340,428	6,316,772	-13.9%	6,476,011	2.5%
4P50	715654	Cozart Landfill	52,141	34,452	54,215	100,000	100,000	0.0%	100,000	0.0%
4R50	715656	Scrap Tire Management	1,240,678	1,057,731	791,207	1,376,742	1,059,378	-23.1%	1,070,532	1.1%
4R90	715658	Voluntary Action Program	928,562	744,983	733,837	997,425	916,690	-8.1%	945,195	3.1%
4T30	715659	Clean Air Title V Permit Program	16,077,538	15,908,411	13,838,635	16,086,822	14,528,885	-9.7%	15,080,366	3.8%
4U70	715660	Construction and Demolition Debris	671,321	700,188	268,475	433,591	335,000	-22.7%	335,000	0.0%
5000	715608	Immediate Removal Special Account	554,780	604,133	525,313	634,033	660,033	4.1%	660,293	0.0%
5030	715621	Hazardous Waste Facility Management	10,308,559	8,544,122	8,801,175	9,739,620	7,615,403	-21.8%	8,224,041	8.0%
5050	715623	Hazardous Waste Cleanup	11,494,028	11,972,427	11,940,304	12,211,272	14,528,609	19.0%	14,933,345	2.8%
5050	715674	Clean Ohio Environmental Review	14,747	46,704	65,012	108,104	108,104	0.0%	108,104	0.0%
5320	715646	Recycling and Litter Control	0	0	0	8,374,559	4,514,500	-46.1%	4,535,500	0.5%
5410	715670	Site Specific Cleanup	1,133,108	1,664,805	825,023	2,048,101	1,548,101	-24.4%	1,548,101	0.0%
5420	715671	Risk Management Reporting	123,113	129,080	129,871	132,636	208,936	57.5%	214,826	2.8%
5860	715637	Scrap Tire Market Development	0	0	0	2,426,123	1,497,645	-38.3%	1,497,645	0.0%
5920	715627	Anti-Tampering Settlement	1,284	4,402	1,131	2,285	0	-100.0%	0	0.0%
5BC0	715617	Clean Ohio	717,850	726,752	606,722	611,455	611,455	0.0%	611,455	0.0%
5BC0	715622	Local Air Pollution Control	1,827,000	1,827,000	2,297,980	2,297,980	2,297,980	0.0%	2,297,980	0.0%
5BC0	715624	Surface Water	11,347,874	11,901,231	8,957,220	9,114,974	9,614,974	5.5%	9,614,974	0.0%
5BC0	715672	Air Pollution Control	6,544,291	6,613,621	4,438,677	4,534,758	5,684,758	25.4%	5,684,758	0.0%
5BC0	715673	Drinking and Ground Water	4,565,710	4,447,800	4,267,091	4,323,521	4,863,521	12.5%	4,863,521	0.0%
5BC0	715675	Hazardous Waste	112,250	73,733	50,510	95,266	0	-100.0%	0	0.0%
5BC0	715676	Assistance and Prevention	722,039	739,892	622,010	645,069	695,069	7.8%	695,069	0.0%
5BC0	715677	Laboratory	1,375,394	1,390,044	895,484	958,586	1,358,586	41.7%	1,558,586	14.7%

State of Ohio

Environmental Protection Agency

			Actual			Estimated	Recommended			
Fund	ALI	ALI Name	FY 2010	FY 2011	FY 2012	FY 2013	FY 2014	% Change	FY 2015	% Change
5BC0	715678	Corrective Action	1,138,338	1,134,652	31,765	105,423	705,423	569.1%	705,423	0.0%
5BC0	715687	Areawide Planning Agencies	235,924	385,185	381,677	450,000	450,000	0.0%	450,000	0.0%
5BC0	715692	Administration	0	0	8,340,572	10,882,627	10,582,627	-2.8%	10,582,627	0.0%
5BC0	715694	Environmental Resource Coordination	0	0	0	0	170,000	0.0%	170,000	0.0%
5BT0	715679	C&DD Groundwater Monitoring	0	16	0	203,800	203,800	0.0%	203,800	0.0%
5BY0	715681	Auto Emissions Test	12,989,783	12,768,657	12,778,280	11,242,762	0	-100.0%	0	0.0%
5CD0	715682	Clean Diesel School Buses	201,639	273,941	877,017	600,000	475,000	-20.8%	475,000	0.0%
5H40	715664	Groundwater Support	1,689,164	1,803,739	17,000	78,212	128,212	63.9%	223,212	74.1%
5N20	715613	Dredge and Fill	28,516	26,807	12,043	29,250	0	-100.0%	0	0.0%
5Y30	715685	Surface Water Improvement	0	741,686	1,196,921	2,800,000	1,800,000	-35.7%	1,800,000	0.0%
6440	715631	Emergency Response Radiological Safety	259,316	225,496	268,363	279,966	284,266	1.5%	290,674	2.3%
6600	715629	Infectious Wastes Management	80,816	86,195	70,331	88,764	88,764	0.0%	88,764	0.0%
6760	715642	Water Pollution Control Loan Administration	4,448,437	4,375,633	3,881,736	4,321,605	3,921,605	-9.3%	3,921,605	0.0%
6780	715635	Air Toxic Release	100,791	134,612	121,354	138,669	133,636	-3.6%	133,636	0.0%
6790	715636	Emergency Planning	2,506,550	2,559,648	2,505,979	2,623,252	2,623,252	0.0%	2,623,252	0.0%
6960	715643	Air Pollution Control Administration	727,819	398,954	926,489	1,100,000	1,100,000	0.0%	1,125,000	2.3%
6990	715644	Water Pollution Control Administration	518,299	198,937	101,037	220,000	345,000	56.8%	345,000	0.0%
6A10	715645	Environmental Education	1,222,124	1,701,736	1,249,548	1,488,718	1,350,000	-9.3%	1,350,000	0.0%
Total State Special Revenue			125,341,538	125,104,405	123,437,894	149,646,143	131,755,659	-12.0%	135,299,122	2.7%
5S10	715607	Clean Ohio Operating	210,349	194,209	144,699	284,124	284,124	0.0%	284,124	0.0%
Total Clean Ohio Conservation Program			210,349	194,209	144,699	284,124	284,124	0.0%	284,124	0.0%
Grand Total Environmental Protection Agency			172,316,451	178,087,526	169,299,297	222,642,539	202,652,509	-9.0%	205,756,723	1.5%

Environmental Review Appeals Commission

Role and Overview

The Environmental Review Appeals Commission (EBR) hears and resolves appeals resulting from various technical and legal final actions taken by the Ohio Environmental Protection Agency, the Ohio Department of Agriculture, county and local boards of health, the State Fire Marshal's Office, and the State Emergency Response Commission. The commission functions like a court and was created specifically for the purpose of resolving environmental disputes involving the above-cited administrative agencies. The commission consists of six employees. Three are members appointed by the Governor for staggered six-year terms. Each member must have extensive experience in pollution control and abatement technology, ecology, public health, environmental law, and the economics of natural resource development or related fields. The remaining three employees are full-time permanent employees. An Executive Director and a clerk perform the day-to-day functions of the commission; a program administrator/staff attorney assists the Commissioners.

More information regarding the Environmental Review Appeals Commission is available at <http://www.ERAC.ohio.gov>.

Agency Priorities

- Continue to administer quasi-judicial appellate review of final actions in a non-partisan forum to efficiently resolve the issues brought forth within its jurisdiction.
- Resolve all appeals filed with the commission in a timely manner.
- Implement and revise policies and procedures to assure an efficient and timely appeal process.

Funding Recommendation for 2014 and 2015

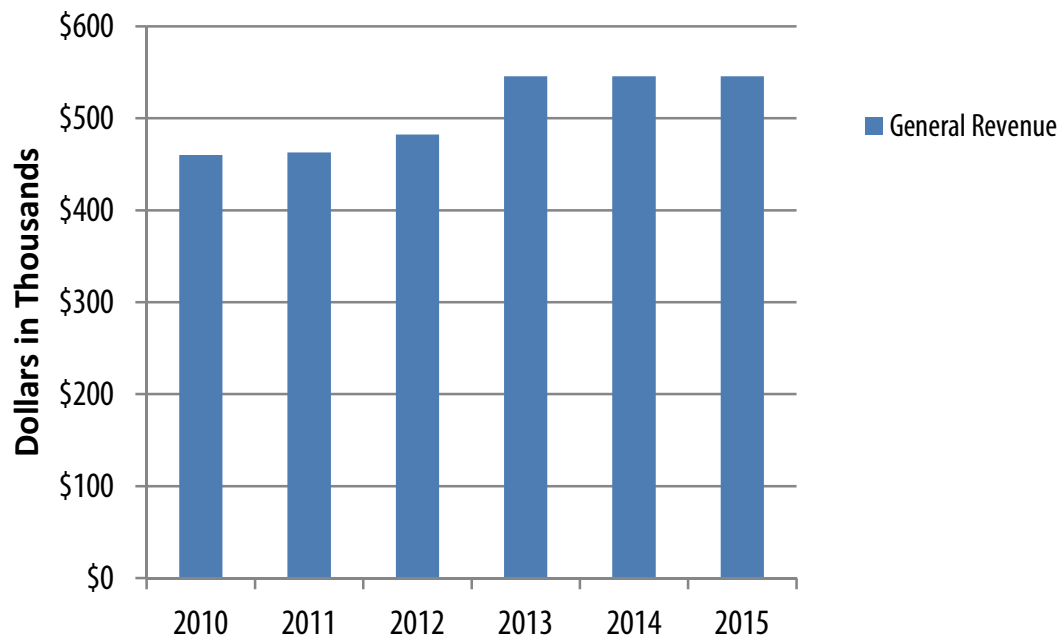
- GRF: Funding for fiscal year 2014 is \$545.5 thousand (or a 0.0% increase from fiscal year 2013). Funding for fiscal year 2015 is \$545.5 thousand (or a 0.0% increase from fiscal year 2014).
- All Funds: Funding for fiscal year 2014 is \$545.5 thousand (or a 0.0% increase from fiscal year 2013). Funding for fiscal year 2015 is \$545.5 thousand (or a 0.0% increase from fiscal year 2014).

The Executive Recommendation will fund the following objectives:

- Provide quasi-judicial appellate review of appeals of certain final actions of the Ohio Environmental Protection Agency, the Ohio Department of Agriculture, the State Fire Marshal's Office, the State Emergency Response Commission, and county and local boards of health.
- Provide a consistent body of environmental case law in Ohio.
- Provide impartial, professional oversight of certain final actions made by regulatory agencies, over which the commission has jurisdiction.

Environmental Review Appeals Commission

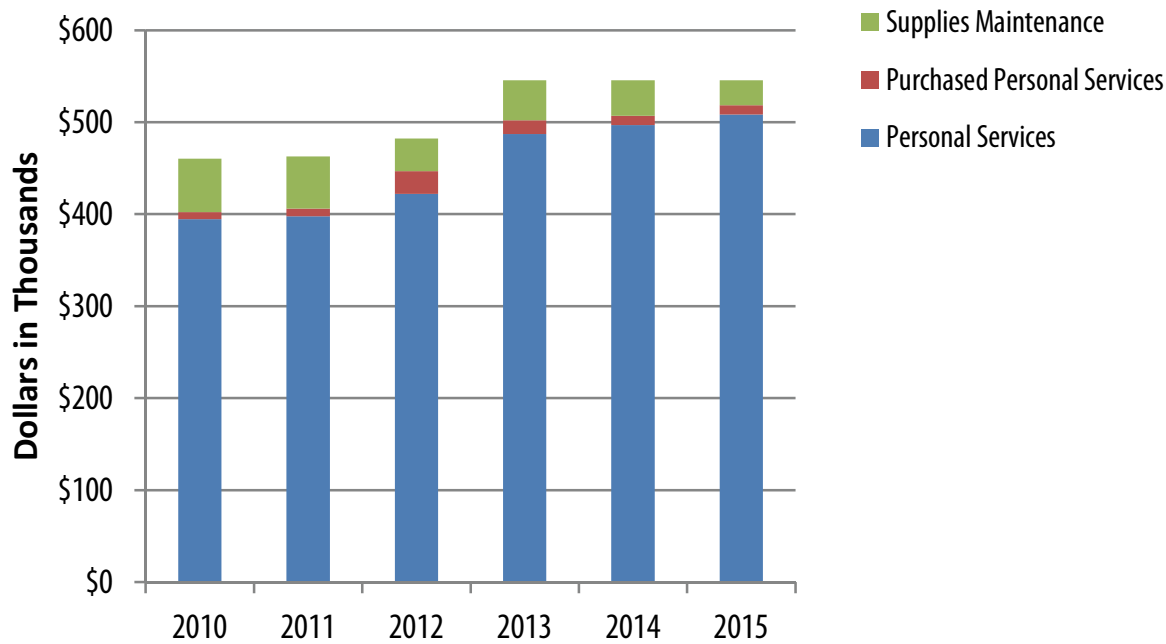
Budget Fund Group Information



(in Thousands)	Actual			Est.	% Change	Recommended			
Budget Fund Group	FY 2010	FY 2011	FY 2012	FY 2013	FY 12-13	FY 2014	% Change	FY 2015	%Change
General Revenue	460	463	482	546	13.1%	546	0.0%	546	0.0%
Total	460	463	482	546	13.1%	546	0.0%	546	0.0%

Environmental Review Appeals Commission

Expense Account Category Information



(in Thousands)	Actual			Est.	% Change	Recommended			
Expense Account Category	FY 2010	FY 2011	FY 2012	FY 2013	FY 12-13	FY 2014	% Change	FY 2015	%Change
Personal Services	394	398	422	487	15.4%	497	2.0%	508	2.3%
Purchased Personal Services	8	8	25	15	-38.9%	10	-33.3%	10	0.0%
Supplies & Maintenance	58	57	36	43	22.0%	39	-11.2%	27	-29.4%
Total	460	463	482	546	13.1%	546	0.0%	546	0.0%

Program Series 1: Environmental Review Appeals Commission (124A0)

The Hearing and Determination Process Program (124B1) supports the Environmental Review Appeals Commission by hearing and resolving environmental appeals in accordance with the Ohio Revised Code.

			Estimated	Recommended			
Fund	ALI	ALI Name	FY 2013	FY 2014	% Change	FY 2015	% Change
GRF	172321	Operating Expenses	545,530	545,530	0.0%	545,530	0.0%
Total for Environmental Review Appeals Commission			545,530	545,530	0.0%	545,530	0.0%

State of Ohio

Environmental Review Appeals Commission

			Actual			Estimated	Recommended			
Fund	ALI	ALI Name	FY 2010	FY 2011	FY 2012	FY 2013	FY 2014	% Change	FY 2015	% Change
GRF	172321	Operating Expenses	460,187	462,827	482,341	545,530	545,530	0.0%	545,530	0.0%
Total General Revenue			460,187	462,827	482,341	545,530	545,530	0.0%	545,530	0.0%
Grand Total Environmental Review Appeals Commission			460,187	462,827	482,341	545,530	545,530	0.0%	545,530	0.0%